FIXTURLASER® Shaft 100

INCLUDED

APPLICATION PROGRAMS

Shaft alignment, horizontal machines

Shaft alignment, vertical machines

Raw data display

Memory management

System setup

PROGRAM FUNCTIONS

Thermal growth compensation

Softcheck™ – soft foot

Feetlock™ - bolt-bound and base-bound solution

SHAFT ALIGNMENT SYSTEM

The Fixturlaser Shaft[100] is a true alignment system providing functions for Measurement, Alignment and Documentation. The Fixturlaser Shaft[100] is an easy-to-use tool for the entire shaft alignment process including pre-alignment functions as well as memory and printer connectivity for full traceability.



APPLICATION EXAMPLE

SHAFT ALIGNMENT HORIZONTAL MACHINES

Thermal growth compensation with input of either coupling values, feet values or dial values.

Tripoint™ or Clock method measurement



Softcheck™ for measurement of soft foot conditions

Feetlock™ for bolt-bound and base-bound conditions

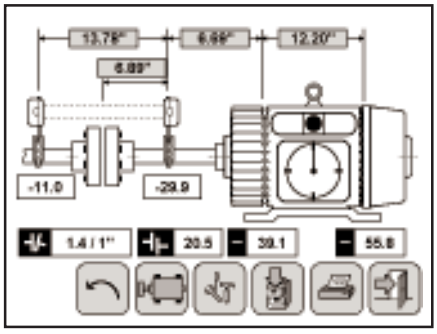

Full documentation through printer and memory.

The measurement results are presented with continuously updated feet values. Necessary during the alignment process.

FIXTUR LASER

FIXTURLASER® TECH-TALK

FIXTURLASER® Shaft 100

TECHNICAL SPECIFICATION

TRANSMITTER/DETECTOR UNITS

Housing material	Die-cast aluminum
Laser class	Class 2
Laser wavelength	675 nm, visible red light
Detector size	20x20 mm (3/4"x3/4")
Displayed resolution	Selectable 0,1 - 0,01 - 0,001 mm (10 - 1 - 0,1 mils)
Measuring distance	Up to 20 meters (66 feet)
Inclinometer accuracy	± 1° (TD-M unit)
Temperature range	0 - 50 °C (32 - 122°F)
Filter for difficult measurement environment	Steplessly variable
Light stabilization:	No interference from ambient light
Measurement Accuracy:	±1% ±0,003 mm
Dimensions	115x72x42 mm
Weight	0,3 kg

DISPLAY UNIT

Housing material	PP covered with Dryflex™
Display type	6" EL monochrome VGA
Keyboard type	Icon based touch screen
Power supply	4 x 1,5 Volts alkaline batteries
Temperature range	0 - 40°C (32 - 104°F)
Battery lifetime	24 h in cycles of 50% operation and 50% sleep mode
Dimensions	230x180x60 mm
Weight	0,99 kg

COMMON

Measurement principle:	Reversed dial indicator
Environment protection:	IP65
Case dimensions	500x360x180 mm
Weight complete system:	11 kg

TOUCH SCREEN TECHNOLOGY

The user interface is entirely based upon symbols and graphics. The touch sensitive screen provides the user with a clear and easily operated tool displaying only the necessary information. The risk for input and operator errors is minimal. No text is used and the system guides the user towards a perfect alignment.

UPGRADEABILITY

The Fixturlaser Shaft[100] can easily be upgraded adding more comprehensive functions. This protects your investment. You will always be able to add future functions and developments.

ISO9001 AND YEAR 2000 COMPLIANCE.

Fixturlaser AB is ISO 9001 certified. The Fixturlaser Shaft[100] is Year 2000 compliant, which means that the entry into the next millenium will not affect the product in any way.

THE FIXTURLASER® SHAFT [100]

1 Rugged aluminum case
2 Combined transmitter/detector units
1 Display unit with software
2 Chain fixtures
2 Cables
Manual



ACCESSORIES

- Printer
  A battery operated printer designed for use with the Fixturlaser platform.
- AC-adapter
- Non-rotating shafts accessories
- Extension chains for chain fixtures for shafts with large diameter.
- Leatherette
  Protection cover for the display unit.

FIXTURLASER AB
Box 7
SE-431 21 Mölndal
Sweden
Phone: +46 31 706 28 00
Fax: +46 31 706 28 50
E-mail: info@fixturlaser.se
Website: www.fixturlaser.se



Publication No. P-0069